

Journal of Economic Integration
15(3), September 2000; 460–485

Foreign Direct Investment and Trade in the Asia-Pacific Region: Complementarity, Distance and Regional Economic Integration

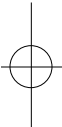
Susan F. Stone

Productivity Commission of Australia

Bang Nam Jeon

Drexel University

Abstract



This paper investigates the relationship between FDI and trade in the Asia-Pacific economies by examining the bilateral flows of trade and FDI in a cross-sectional study. The estimation results based on the gravity model show a significant and positive relationship between trade and FDI, implying a complementary relationship. Estimated coefficients also imply that trade has a larger impact on FDI flows than such investment has on bilateral trade flows. It is evident that the distance between the home country and the host country is a significant resistance factor for trade, but not for FDI. The estimation results

* Correspondence address : Bang Nam Jeon, Department of Economics and International Business, Drexel University, 32nd and Market Streets, Philadelphia, PA 19104, Tel: (215) 895-2125, Fax: (215) 895-6975, e-mail address: JEONBANA@drexel.edu

** Authors are International Economist at Economics Research Branch, Productivity Commission, Melbourne, Australia, and Associate Professor of Economics and International Business at Drexel University, Philadelphia, U.S.A., respectively.

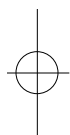
462 Foreign Direct Investment and Trade in the Asia-Pacific Region:

liberalization of regulatory regimes for FDI has continued during the post-global financial crisis era. Under the auspices of the World Trade Organization (WTO), the global economy has furthered the liberalization of trade in traditional as well as non-traditional sectors. Policies concerning trade and FDI in agriculture and services have been liberalized further, and strategies for abolishing various forms of non-tariff barriers were addressed. Developing countries have been liberalizing their FDI regimes in the hope of obtaining access to developed countries' capital and technology. While, for the most part, the process of FDI liberalization has lagged behind that of trade liberalization, the annual growth rate of FDI flows has exceeded the growth rate of trade.

The purpose of this paper is to investigate the nature of the relationship between trade and FDI with an emphasis on the Asia-Pacific economies. The predominant nature of the trade and FDI relationship will be determined by examining bilateral flows of trade and FDI across the world economy in a cross sectional study using the gravity model. We will also examine the regional impact on these relationships, if any, by investigating the possible impact of a shared geographical location on the nature of trade and FDI flows. The impact of geographical location has been addressed so far in various forms in discussions of trade, but has not been applied empirically in an attempt to help explain the nature of FDI flows.

The Asia-Pacific region is a particularly important area of the world given its impressive growth, at least up until the recent 1997 Asian financial crisis. Foreign investment and trade have been critical parts of this growth in the region. The issue of the relationship between trade and FDI flows is important due to its policy implications in the region. Asian economies have been liberalizing their economies since the mid-1980s in an effort to sustain growth rates which have been the envy of the world until the recent 1997 financial crisis. However, we can pose important questions: if the increased FDI attracted through this liberalization policy cuts into exports, can growth and economic integration be expected to continue in the region? If the growth has truly been export-led, and if FDI flows and trade are shown to be predominately substitutes, what does that imply about the future of FDI liberalization and the growth prospects for Asia?

The paper will proceed as follows. Section II will discuss the theoretically



ly displace existing trade but often gives rise to new trade flows. Vertical and horizontal integrations often lead to increased trade flows, consisting mostly of intra-firm trade, with components produced in one or more countries and assembled in the same or offshore countries. Here, FDI is trade-enhancing as it expands domestic consumption possibilities and imports, as well as increasing exports for the host economy. Investment for the purpose of extracting natural resources is usually undertaken to ensure that supply routes stay open, implying a complementary link.

A theory which has had some success in explaining broader patterns of FDI is the internalization theory. One of the important motivations of FDI is the desire on the part of the investing firm to increase efficiency by bringing all aspects of the operation in-house. This reduces transaction costs and increases control for the firm. The internalization theory implies a positive relationship between trade and FDI through vertical integration. As the firm internalizes much of its processes, the amount of trade between divisions would necessarily increase. This is because the investing firm would be importing components from one division and exporting its output to another. Thus, it is possible for the host country's imports and exports to rise as a result of FDI inflows under the internalization theory. However, if the majority of FDI is achieved through the acquisition of current suppliers and/or distributors, trade may not be affected.

The eclectic theory states that there is a mixture of motivating factors involved in FDI decisions and that only when all three are present, FDI will take place. The first factor is ownership. The investing firm must have some ownership advantage over its rivals such as technology, patent, trademark, management skills, or reputation. The second factor is the advantage of internalizing these ownership-specific abilities. The motivation for vertical integration is having in-house control over all stages of the process. Finally, according to the theory, there must be some locational advantage such as gains from comparative advantage of location specific factors. The three tenets of ownership, location, and internalization are each preconditions for FDI flows in the eclectic theory.

However, the eclectic theory provides no clear indication as to the relationship between trade and FDI flows. Ownership advantages, by themselves, imply less trade. If the firm invests due to ownership advantages, it is

466 Foreign Direct Investment and Trade in the Asia-Pacific Region:
Pacific region.

III. The Model and the Data

A. The Model

We use the gravity model of bilateral trade, which has been developed and used in the recent literature of trade and geography, to investigate the relationship between trade and FDI flows and the distinctive roles of distance and regional integration in determining trade and FDI flows in the Asia-Pacific region. The traditional gravity equation focuses on bilateral trade flows to predict or explain trade between nations. The model predicts that trade between countries depends positively on the size of their economies (measured by output and population, or per capita income) and inversely on the distance between them. The distinctive feature of the equation is its distance parameter which measures geographical or cultural proximity. The model, in the past, has been criticized for its lack of theoretical foundation. However, works by Anderson (1979), Thursby and Thursby (1987), Bergstrand (1989), and Deardorff (1997) have made great strides towards addressing this criticism. The model's empirical success, however, is widely known.¹ The general form of the gravity equation is specified as follows:

$$\log X_{ij} = \alpha_0 + \alpha_1 \log Y_i + \alpha_2 \log Y_j + \alpha_3 \log N_i + \alpha_4 \log N_j + \alpha_5 \log D_{ij} + \varepsilon_{ij} \quad (1)$$

where: X_{ij} : the value of trade between country i and country j ,

Y_i, Y_j : income in the exporting and importing countries,

N_i, N_j : the population in the exporting and importing countries,

D_{ij} : the distance between country i and country j , and

ε_{ij} : the log-normally distributed error term with $E(\varepsilon_{ij}) = 0$.

There are three reasons why the gravity model has recently regained its popularity in empirical studies of international trade: its empirical success at predicting bilateral trade flows, its improved theoretical foundations arising

1. Gravity models have been applied successfully to different types of flows, such as commuting, migration, and inter-regional and international trade. See Deardorff (1984) for a review of the application of the gravity equation to model bilateral trade flows..

the Asia-Pacific region. We believe that the region's dynamics provide stimulus to trade and foreign direct investment over and above what can be explained by simple geographic proximity. Wei and Frankel (1994) have used an Asian dummy variable to examine the existence of an Asian trade bias. We have included APEC, ASEAN, and DAE dummy variables in the estimation equations.³ These represent dummies which take on a value of one when both country i and country j are members of the specific regional grouping and a value of zero otherwise. Thus, the equation states the trade(FDI) flows between two countries depend on each country's GDP, population, regional membership, distance, and FDI(Trade) flows.⁴

It is generally believed that, as countries become more developed, they tend to specialize more in production and trade more. Developed countries also have higher income levels and thus higher consumption levels than developing countries. Therefore, income variables in the home and host countries are expected to have a positive effect on bilateral trade flows between the two economies. On the supply side, an increase in income will indicate greater production available for exports. On the demand side, a rise in income, given a relatively high marginal propensity to import, will lead to an increase in imports, holding everything else constant. Therefore, we would expect GDP to have a positive effect on bilateral trade and, hence, positive coefficients for both home and host countries.

2. A full model of the simultaneous determination of bilateral trade and investment will be needed in order to deal with the possibility of simultaneity bias, which is beyond our objective of this study. When conducting estimation, we can either use the lagged variable of trade/FDI as an explanatory variable or introduce proper instrumental variables, both of which are, however, not complete solutions. For discussion of this issue in the gravity model estimation, see Frankel et al (1995) and Frankel (1997).

3. APEC - Asia Pacific Economic Cooperation, ASEAN - Association of South East Asian Nations, and DAE - Dynamic Asian Economies. We have formulated our own grouping for the DAE group, composed of the nine most dynamic members of the region: Hong Kong, Indonesia, Japan, Korea, Malaysia, Philippines, Singapore, Taiwan, and Thailand. China would have been included if a more complete data series was available.

4. More recently, the model has been written where GDP is entered into the equation in product form. However, both forms are acceptable and here, the non-product form performed slightly better than the product form of the equation. The basic results of the two forms were the same.

ic development and emerging markets. This implies a possibility of a negative sign of the host population in the trade equation as well as the FDI equation. Therefore, the sign for the host country population variable is an empirical question.

The distance variable captures additional costs and longer time imposed by shipping products in the greater distances, among others, and thus is expected to have a negative sign for trade. Further distances may encourage firms to invest directly in the remote host market, implying a positive sign of the distance variable in the FDI equation. However, greater distances usually mean unfamiliar language, culture, and higher transaction costs, and, accordingly, may detract from the FDI activities. Thus, the expected sign of the distance variable in the FDI gravity equation is not clear.

When both country i and country j are members of a regional grouping, this regional effect is captured by the membership dummy. If the regional dummies are significant, it would indicate that such groupings affect trade and FDI flows over and above distance factors. That is, the regional grouping enhances, if positive, trade and FDI flows beyond what can be explained simply by the fact that they are located close to each other. A positive sign on a membership dummy would indicate that common membership in a regional economic organization increases trade and FDI flows between the two countries.

What is unknown is the sign of the FDI variable in the trade equation and that of the trade variable in the FDI equation. Resource extraction and outsourcing FDI tend to lead to an increased trade on a complementary basis, and would indicate a positive sign. However, FDI motivated by barriers to trade or market penetration would tend to be a substitute for trade and indicate a negative sign. The signs of the FDI/trade variables in the trade/FDI gravity equations, therefore, will be determined empirically.

B. The Data

The gravity model of bilateral trade, in its most basic form, says that the total trade flows (exports plus imports, i.e., $\text{trade}_{ij} = \text{trade}_{ji}$) between country i and country j is proportional to the product of GDP_i and GDP_j and inversely related to the distance between them. (Frankel 1997) Instead of

472 Foreign Direct Investment and Trade in the Asia-Pacific Region:

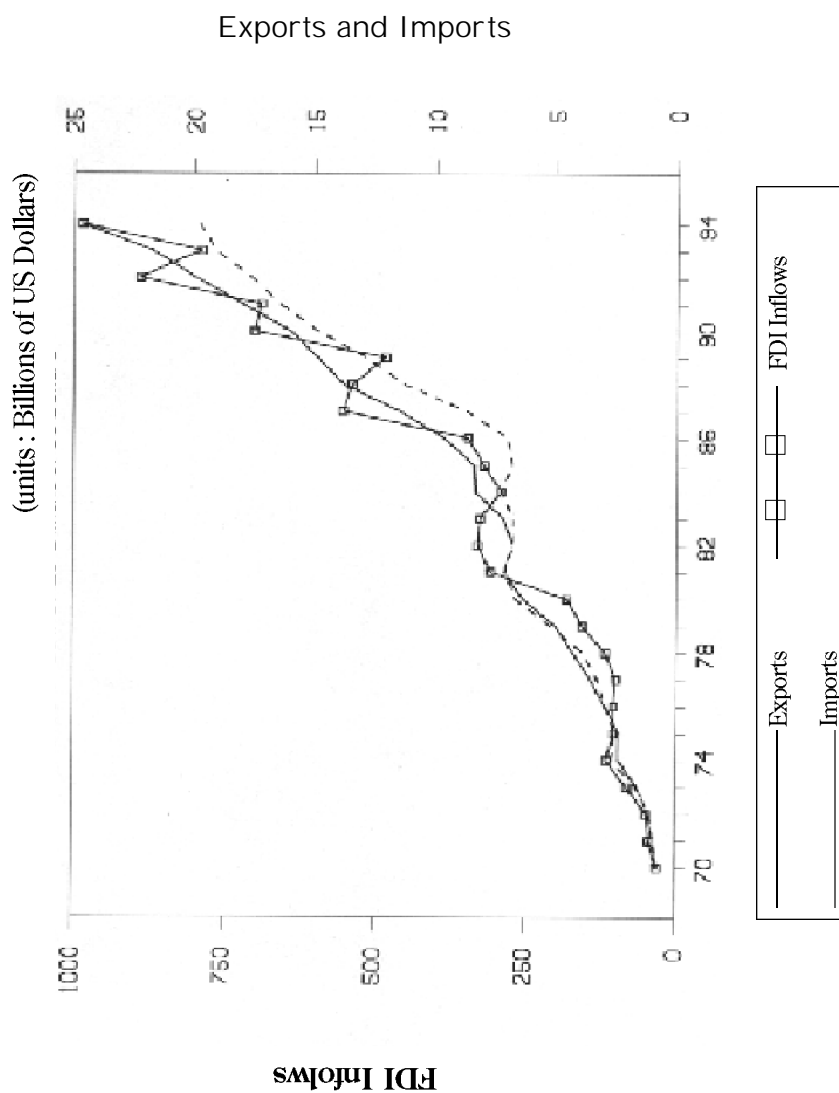
flows complement one another, or run together. Both flows show steady increases across the time period (1970 through 1994). This, in itself, however, means little as it is difficult to determine exactly how much of the trade is related to FDI. FDI flows tend to be more volatile after 1985, experiencing a sharp increase every year until 1990, when the worldwide recession set in and FDI flows fell around the world.

Figure 2 shows the relationship between FDI inflows and the imports and exports of the DAEs. The FDI inflows seems to fluctuate around the exports line relatively more than the imports line. This may indicate that FDI inflows lead to enhanced trade through exports, thus implying a complementary relationship.⁶ Whether FDI flows are trade-enhancing activities or trade-induced activities would have important implications for trade, foreign investment, and growth policies in the export-driven growth region of the Asia-Pacific developing countries. In Figure 3, FDI outflows do not appear to show the similar degree of a close relationship with trade flows as FDI inflows had.

On a preliminary basis, one can draw the conclusion from the graphs that FDI and trade are complements and that exports and FDI inflows appear to have a stronger relationship than the other flows among the DAEs. This is consistent with the export-led growth strategies and the recent open-door policies for foreign investment, with the varying speed of opening and degree of limitations on the complete openness, followed by many countries in the region. A more rigorous empirical study on the relationship between bilateral trade and FDI flows in the Asia-Pacific economies follows in the next section.

6. In a related paper, "The Cointegration Relationship between Foreign Direct Investment and Trade in the Asia Pacific Region," we showed that there was indeed a long run relationship between exports and FDI inflows among the DAEs.

Figure 2
Trade and FDI in DAEs



IV. Empirical Evidence

We report the results of the cross-sectional estimations of the gravity equation for trade and FDI flows in each of the seven years between 1987 and 1993 in Tables 1 and 2. Table 1 reports the results when trade is the dependent variable, and table 2 reports when FDI flows is the dependent variable. Table 1 shows, most importantly, that the coefficient of the FDI variable is positive-signed and highly significant each year. It indicates that, first, trade and FDI flows have a complementary relationship, and, second, FDI enhances bilateral trade flows. The trade-enhancing effect of FDI, however, does not seem to be particularly strong. Regression results imply that, for every one percent increase in bilateral FDI flows, trade between the two countries increases at most by a little more than 0.2 percent. The overall performance of fit of the gravity model to the data for the trade equation seems impressively good with around 80 percent of R-squared (R^2).

Table 1 also shows that the coefficients of both the home (exporting country's) GDP and the host (importing country's) GDP are positive and statistically significant every year. This would give evidence to the positive relationship between market wealth (or production capacity) and bilateral trade flows, suggesting that higher income countries tend to specialize and trade more with each other than with lower income countries. The size of the coefficients of the home GDP variable has been in the range of 0.3 to 0.5, while that of the host GDP variable has been, for the most part, around 0.6. Although coefficients for both home GDP and host GDP have shown slightly declining trends in recent years, the coefficient of the host GDP has been consistently larger than that of the home GDP. For example, in 1993, every one percent increase in the host GDP and the home GDP was responsible for increasing trade between the two countries by 0.468 percent and 0.308 percent, respectively.

The coefficients of market size, or potential, proxied by population, showed mixed results. Although the home country population seems to be an insignificant factor in explaining bilateral trade flows, the host country population is evidenced to be an important factor, showing negative and statistically significant signs for its coefficients every year. The significance of the coefficient, with a negative sign, for the host country population and the

lack of the significance of that for the home country population would seem to indicate that; first, the host country size is more important than the home market size; second, a smaller economy is expected to have a more open economy; and third, a large, sometimes overcrowded, population with a low per capita income has a somewhat deterring effect, with a coefficient size of around 0.2, on the bilateral trade flows in the region. It would take time in the process that, in densely populated developing countries, at their early stages of economic development, in the Asia-Pacific region, market potential, proxied by population, is transformed to a realized purchasing power with high per capita income. Another conjecture would be that a developing economy with low per capita income and large population might pursue protectionist trade policies. When the positive coefficient of host GDP and the negative sign of host population convince us that a small country with higher per capita income tends to have an open economy and import more, predicting that a one percent rise in per capita GDP increases imports by about 0.6 to 0.7 percent.

The coefficient of the distance variable has the expected negative sign and is statistically very significant. The coefficients of the log of the distance range from 0.43 to 0.64, indicating that a one percent increase in the distance between two economies lowers their trade flows anywhere from 0.43 percent to 0.64 percent. The geographical distance between two economies, which may represent transportation costs and cultural differences, is evidenced to play a very important role in determining bilateral trade flows in the region.

The dummy variables representing trading bloc effects exhibit varying degrees of significance. The coefficient of the APEC dummy has been positive and highly statistically significant every year after 1989 from 0.288 to 0.512 in 1993 when the APEC was formally established, and the size of the coefficient has increased ever since with the stronger statistical significance level. This provides evidence on the significant contributing effect of the APEC to enhancing the economic independence and trade in the Asia-Pacific region in recent years since its inception in 1989. The ASEAN dummy is, however, always negative and significant in some years, indicating that the ASEAN country membership was not very successful in enhancing intra-group trade among the ASEAN nations.⁷ It is consistent with the reality that

Table 2
Estimates of Gravity Equation with FDI as Dependent Variable

	1987	1988	1989	1990	1991	1992	1993
Constant	-12.70*** (2.301)	-11.40*** (2.166)	-11.70*** (2.292)	-13.30*** (3.056)	-8.40*** (2.710)	-7.10* (3.795)	-7.10*** (2.277)
Home GDP	0.650*** (0.164)	0.696*** (0.157)	0.756*** (0.154)	1.113*** (0.206)	0.795*** (0.212)	0.210 (0.288)	0.529*** (0.156)
Host GDP	-0.089 (0.149)	-0.107 (0.152)	0.150 (0.155)	0.112 (0.194)	-0.247 (0.173)	0.650*** (0.226)	-0.183 (0.120)
Home Population	-0.380*** (1.148)	-0.490*** (0.141)	-0.690*** (0.128)	-0.720*** (0.202)	-0.810*** (0.215)	-0.559* (0.294)	-0.490*** (0.165)
Host Population	-0.044 (0.115)	-0.020 (0.108)	-0.087 (0.117)	-0.208 (0.153)	0.086 (0.141)	0.393*** (0.051)	-0.045 (0.093)
Distance	0.157 (0.161)	0.093 (0.165)	-0.065 (0.159)	-0.056 (0.196)	0.033 (0.205)	0.428* (0.251)	-0.048 (0.143)
Trade	1.132*** (0.160)	1.063*** (0.164)	0.931*** (0.168)	0.652*** (0.214)	0.917*** (0.207)	1.642*** (0.245)	1.113*** (0.146)
APEC bloc	-0.396 (0.349)	0.141 (0.326)	-0.020 (0.324)	-0.220 (0.348)	-0.161 (0.355)	-1.032** (0.448)	-0.403 (0.311)
ASEAN bloc	0.519 (0.674)	0.856 (0.616)	-0.752 (0.687)	1.520* (0.896)	0.366 (0.644)	0.225 (0.685)	-0.556 (0.709)
DAE group	-0.068 (0.422)	-0.357 (0.387)	0.616 (0.414)	-0.056 (0.481)	-0.212 (0.459)	0.719 (0.565)	-0.427 (0.468)
Adjusted R ²	58.3%	54.7%	56.6%	50.7%	49.6%	58.7%	54.7%
SSE	1.793	1.769	1.658	1.717	1.655	1.571	1.559
DW	1.61	2.00	1.75	2.02	1.88	1.83	1.87
White Test	0.553	0.478	0.382	0.245	0.299	0.427	0.512
Number of observations	225	230	215	150	155	100	195

Note: Coefficients are reported with their standard errors in parentheses. *, ** and *** represent significance at the 10%, 5% and 1% levels, respectively. The White test was conducted to detect heteroskedasticity in the error term. DW refers to the Durbin-Watson test for auto-correlation in the error term.

between bilateral flows of trade and FDI. It has been shown that trade and FDI are significant factors in determining the other's flow and that the relationship between the two flows is a complementary one, rather than a substituting one. In the paper, the recent regional economic integration in the Asia-Pacific region, such as APEC, is evidenced to enhance trade, while not evidenced yet in FDI flows in the region.

The trade equation showed that higher income countries tend to specialize and trade more with other higher income countries than with populous lower per capita income countries. The FDI equation, on the other hand, showed that less populous high-income countries with smaller domestic markets tend to engage in FDI activity more in the pursuit of economies of scale. The implications of the geographical distance between two economies on bilateral trade and FDI flows were found to be different. It is evident that distance between the home (exporting) country and the host (importing) country is a significant resistance factor for trade, but not for FDI flows.

Overall, judging from the R-squared (R^2) of the regression equation, the gravity equation does a better job in explaining bilateral trade than bilateral FDI flows. The gravity equations have illustrated that while trade and FDI are important in determining the other's flows, trade has a stronger impact on FDI flows than FDI does on trade. It would appear from the evidence presented here that trade has been the driving factor in the trade/FDI relationship. The regional dummy variables, representing the grouping effects of APEC, ASEAN and DAE, showed more explanatory power in the trade equation than in the FDI equation. It could then be said that these groupings are more instrumental in promoting bilateral and intra-group trade than FDI flows. Especially, the formation of APEC in 1989 seems to have enhanced economic interdependence and trade, though not FDI yet, in the Asia-Pacific region. This could be explained by the relatively primitive state of negotiations and processes on the liberalization of foreign investment and capital flows in the region.

Most recently, however, governments of the East Asian countries which have been affected by the recent financial crisis have intensified their efforts to attract FDI individually and collectively. ASEAN members have been implementing their Plan of Action on Cooperation and Promotion of Investment and, in October 1998, the members of ASEAN concluded the

484 Foreign Direct Investment and Trade in the Asia-Pacific Region:

- Deardorff, A. (1984), "Testing Trade Theories and Predicting Trade Flows," in R.W. Jones and P.K. Kenen, eds., *Handbook of International Economics* 1, North-Holland, Amsterdam.
- Deardorff, A. (1997), "Determinants of Bilateral Trade: Does Gravity Work in a Classical World?" in *The Regionalization of the World Economy*, ed., Jeffrey Frankel, Chicago, IL: University of Chicago Press.
- Eaton, Jonathan, and Akiko Tamura (1994), "Bilateralism and Regionalism in Japanese and U.S. Trade and Direct Foreign Investment Patterns," *Journal of the Japanese and International Economies* 8; 478-510.
- Frankel, Jeffrey, A., "Is Japan Establishing a Trade Bloc in East Asia and the Pacific?," in *Japan's Economy After the Miracle*, Mitsuaki Okabe, ed., Macmillan Press, forthcoming.
- Frankel, Jeffrey, A. (1997), *Regional Trading Blocs: In the World Economic System*, Washington, D.C.: Institute for International Economics.
- Frankel, Jeffrey, A., David Romer, and Teresa Cyrus (1995), "Trade and Growth in East Asian Countries: Cause and Effect?" presented at the AEA meetings, Washington, D.C., January.
- Jeon, Bang Nam (2000a), "Financial Crisis and the Legacy of Foreign Capital in South Korea, in *Political, Economic, and Diplomatic Legacies for a Post-Cold War East Asia*, Frederick R. Dickinson, ed., Philadelphia, PA: Penn Center of East Asian Studies, University of Pennsylvania, forthcoming.
- Jeon, Bang Nam and Se Young Ahn (2000b), "Changing Attitudes Toward Foreign Firms: An Analysis of Survey Data for Korea," Department of Economics and International Business, Drexel University.
- Kojima, Kiyoshi and Terutomo Ozawa (1987), *Japan's General Trading Companies: Merchant of Economic Development*, Paris, OECD.
- Lall, Sanjaya (1991), "Direct Investment in South-East Asia by the NIEs: Trends and Prospects," *Banca Nazionale del Lavoro*, No. 179; 463-480.
- Lucas, Robert E. (1993), "On the Determinants of Direct Foreign Investment: Evidence from East and Southeast Asia," *World Development*, 21(3); 391-406.
- Maehara, Yasuhiro (1995), "The Role of Foreign Direct Investment in the Economies of East Asia," *Economic Cooperation and Challenges in the Pacific*, U.S.-Korea Academic Symposium.

